



THE REGISTRATION PROCESS

Junior Footy – Season 2019



Welcome/Welcome Back to the Ainslie Football Club.

Player registration is undertaken through the online registration system provided by the Sports Technology Group (Sports TG). This step by step guide is provided to assist you in correctly completing your registration.

All 2018 players will receive an email at the email address(es) they registered with in 2018, prompting them to re-register for 2019. This is the preferred registration process when registering **just one player** as it removes the need to remember username/password to re-register players. However this facility is not the preferred method for registering **multiple players** as it does not offer access to the sibling discount.

If you are in one of the following groups you will **not** receive the “renewal reminder” email referred to above:

- new player
- played before but new to Ainslie
- transferring from Auskick system (Rookies & Pros)
- haven't access to email account previously used to register your player

The registration process to follow depends on which situation applies to you:

There are the 5 most likely scenarios

1. To register player(s) that are new to Australian Rules. [Click Here](#)
2. Registering multiple players, and so access the sibling discount. [Click Here](#)
3. Registering existing players but have forgotten password. [Click Here](#).
4. Registering existing player(s) but no longer have access to the email address(es) previously used (or can't remember it). Please email Sue-Anne at juniorepresident@ainsliefootball.com.au or Simon at simon.holt@ainsliefootball.com.au with your new email address, player's name and date of birth.
5. For those that are transferring to the Ainslie Football Club from another Club (locally or from interstate) please email Sue-Anne or Simon (email addresses above) with your full name, date of birth, name of last Club and number of years played with that Club. In some circumstances a club representative will make contact with you regarding your reason(s) for changing Club. Online registration will not be available to you until after your registration has been transferred – this won't be till February 1 or later (this is an AFL rule), but it is worthwhile starting the transfer process now.

SportsTG have a Frequently Asked Questions section available at

<https://support.sportstg.com/help/registration-fags-for-participants> to assist you.

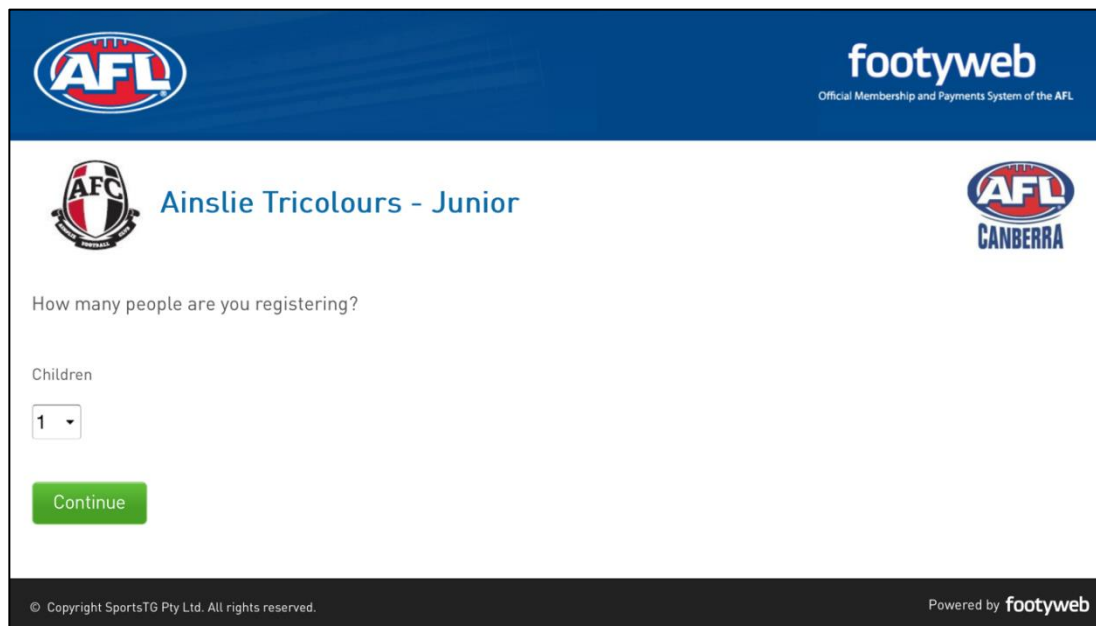
Once registered, we will send you a Welcome email with information about the Club, about the Junior Footy program and helpful info from our physio & podiatrist providers.

The Welcome email will be distributed from February 2019.

(1) New Registration (New player)

a) Click on the link below to start the registration process

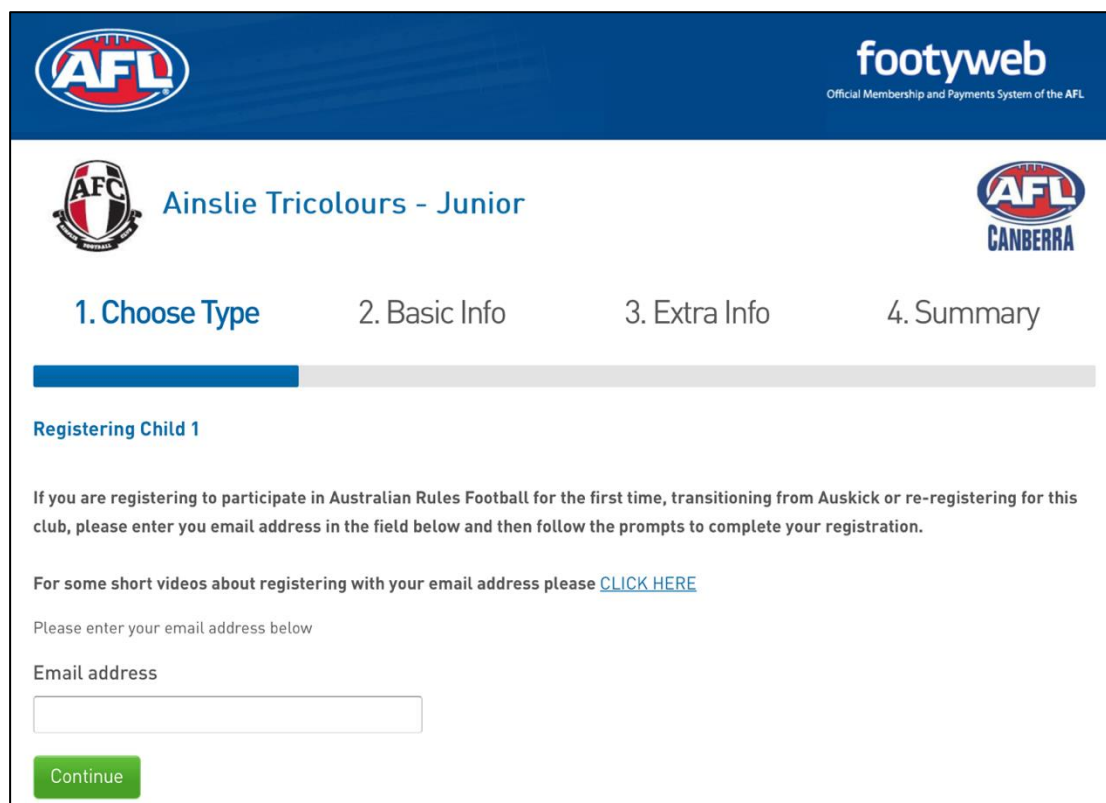
<https://membership.sportstg.com/regofrm.cgi?alD=4117&pKey=25e0f82ef66194f80a7ccbf630b27cc7&clD=1373&formID=36056>



The screenshot shows the AFL Footyweb registration interface. At the top, there's a blue header with the AFL logo on the left and the 'footyweb' logo on the right, with the tagline 'Official Membership and Payments System of the AFL'. Below the header, the page is for 'Ainslie Tricolours - Junior', featuring the club's crest on the left and the AFL Canberra logo on the right. The main content area asks 'How many people are you registering?' with a dropdown menu set to '1' under the 'Children' category. A green 'Continue' button is at the bottom. The footer contains copyright information for SportsTG Pty Ltd and a note that the system is powered by footyweb.

Select the number of players to register. You can register new and existing players at the same time.


This will take you to the screen below.




This screenshot shows the progress screen of the registration process. It features the same header and club information as the previous screen. A progress bar at the top indicates four steps: '1. Choose Type' (highlighted in blue), '2. Basic Info', '3. Extra Info', and '4. Summary'. Below the progress bar, the section is titled 'Registering Child 1'. It provides instructions: 'If you are registering to participate in Australian Rules Football for the first time, transitioning from Auskick or re-registering for this club, please enter your email address in the field below and then follow the prompts to complete your registration.' A link 'CLICK HERE' is provided for short videos about registering with an email address. Below this, there's a prompt 'Please enter your email address below' followed by an 'Email address' label and an empty text input field. A green 'Continue' button is at the bottom.

Please enter your email address – note this will be our primary contact with you initially.

SportsTG
Sign out





Ainslie Tricolours - Junior

1. Choose Type
2. Basic Info
3. Extra Info
4. Summary

Registering Child 1


Simon.habm@gmail.com


I don't think we've met, are you new?

Yes, I'm new

[No, I've registered before](#)

For families registering for the first time, please select “Yes, I’m new”.





Ainslie Tricolours - Junior

1. Choose Type
2. Basic Info
3. Extra Info
4. Summary

Your Footyweb account has been created. Please go to your email Inbox to set your Footyweb password and complete your registration. Please note that you have 48 hours to set your password otherwise the link will expire.

© Copyright SportsTG Pty Ltd. All rights reserved.
Powered by footyweb



You will get this message advising you to go to your inbox.

Follow the instructions in the email to set up a password for your new SportsTG account, namely.... Click on the link in the email - ‘Click to set password’ and you will be taken to a webpage where you will set up your password.

Once password is set you will be taken to one of the following screens

- If you have not registered players using the nominated email address you will see a screen with only a “New Member” option. Click “New Member”.
- If you have previously registered players using this nominated email address you will see them listed on the screen as well as the “New Member” option. Click “New Member”.

a) **No other registered players linked to nominated email address.**

**Ainslie Tricolours - Junior**

1. Choose Type2. Basic Info3. Extra Info4. Summary

If you are registering to participate in Australian Rules Football for the first time, transitioning from Auskick or re-registering for this club, please follow the prompts to complete your registration.

For some short videos about registering with your email address please [CLICK HERE](#)



NEW MEMBERS

Only choose this registration option if you are new to Australian Football or transitioning from Auskick to Junior Football. If you have played for another Club previously, please contact this Club you are trying to register to and seek an Online Transfer.

Please ensure you register using your Legal First Name (no abbreviations), Family Name & Date of Birth as per your Birth Certificate/Drivers License. Entering false or misleading information is in breach of League rules and sanctions will apply.

New Member >

b) **Registered players also linked to nominated email address.**

**Ainslie Tricolours - Junior**

1. Choose Type2. Basic Info3. Extra Info4. Summary

If you are registering to participate in Australian Rules Football for the first time, transitioning from Auskick or re-registering for this club, please enter you email address in the field below and then follow the prompts to complete your registration.

For some short videos about registering with your email address please [CLICK HERE](#)

CURRENT MEMBERS

Use this option if you are re-registering to the same club you played for last season or if you have transferred to this club this season

John Smith
FootyWeb Number: 12345678 >

Bill Smith
FootyWeb Number: 22223688 >

NEW MEMBERS

Only choose this registration option if you are new to Australian Football or transitioning from Auskick to Junior Football. If you have played for another Club previously, please contact this Club you are trying to register to and seek an Online Transfer.

Please ensure you register using your Legal First Name (no abbreviations), Family Name & Date of Birth as per your Birth Certificate/Drivers License. Entering false or misleading information is in breach of League rules and sanctions will apply.

New Member >

You are now ready to register your child; the screen will look like the one below. Please remember:

- to register your child as a “Player” every time you enter this page,
- ensure you select the “Item” that matches your registration (age your player will turn in 2019), and
- pay registration fees via credit card or direct payment from your bank account.

The screenshot shows the 'Ainslie Tricolours - Junior' registration page. At the top, there's an AFL logo and 'Tootyweb Official Membership and Payments System of the AFL'. Below the club logo, the title 'Ainslie Tricolours - Junior' is displayed. A progress bar shows four steps: '1. Choose Type' (checked), '2. Basic Info' (active), '3. Extra Info', and '4. Summary'. A text block states: 'The preferred payment method for registration is via the online payment options of Direct Payment from your bank account (POLi) or Credit Card (Visa, MasterCard). If you are unable to make payment online please contact Simon Holt on 0423 060 061 or juniors@ainsliefootball.com.au'. The form fields include: 'Legal first name' (text input), 'Family name' (text input), 'Date of Birth' (dropdowns for DAY, MONTH, YEAR), 'Gender' (dropdown), and 'Registering As' (radio button for 'Player').

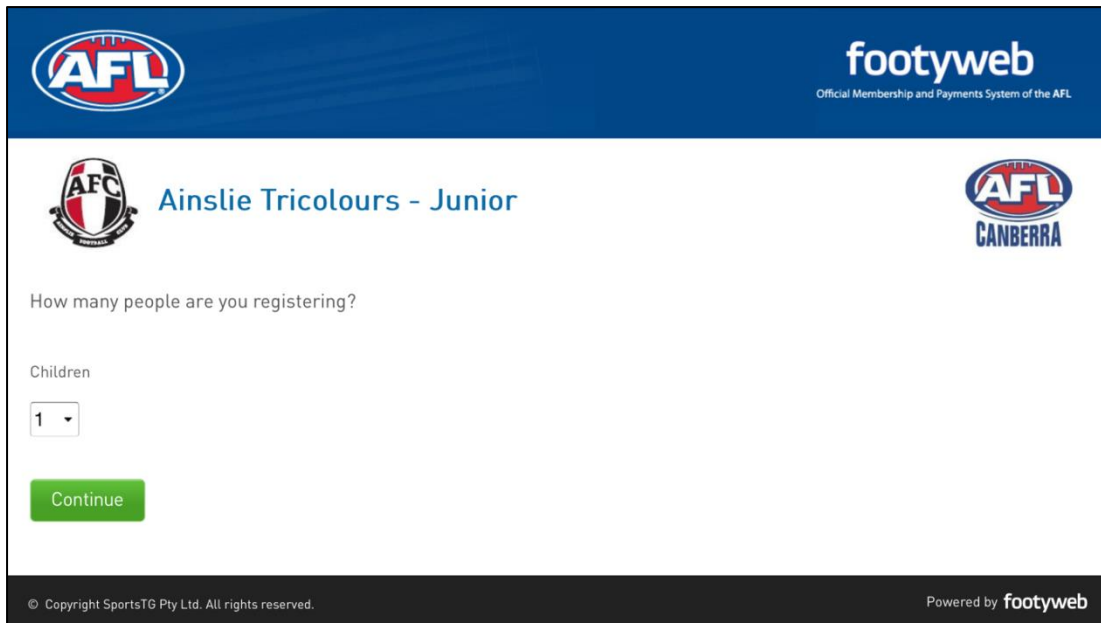
Note: if you have selected to register more than 1 player the system will take you back to this screen to select the additional players prior to payment screen.

The screenshot shows the 'Ainslie Tricolours - Junior' registration page, Step 1: Choose Type. At the top, there's an AFL logo and 'Tootyweb Official Membership and Payments System of the AFL'. Below the club logo, the title 'Ainslie Tricolours - Junior' is displayed. A progress bar shows four steps: '1. Choose Type' (active), '2. Basic Info', '3. Extra Info', and '4. Summary'. A text block states: 'If you are registering to participate in Australian Rules Football for the first time, transitioning from Auskick or re-registering for this club, please enter you email address in the field below and then follow the prompts to complete your registration.' Below this, it says 'For some short videos about registering with your email address please [CLICK HERE](#)'. The page is divided into two columns. The left column is titled 'CURRENT MEMBERS' and contains two entries: 'John Smith' with 'FootyWeb Number: 12345678' and 'Bill Smith' with 'FootyWeb Number: 2223688', each with a right arrow. The right column is titled 'NEW MEMBERS' and contains a 'New Member' button with a right arrow. A text block on the right states: 'Only choose this registration option if you are new to Australian Football or transitioning from Auskick to Junior Football. If you have played for another Club previously, please contact this Club you are trying to register to and seek an Online Transfer. Please ensure you register using your Legal First Name (no abbreviations), Family Name & Date of Birth as per your Birth Certificate/Drivers License. Entering false or misleading information is in breach of League rules and sanctions will apply.'

(2) Registering Multiple Players

a) Click on the link below to start the registration process.

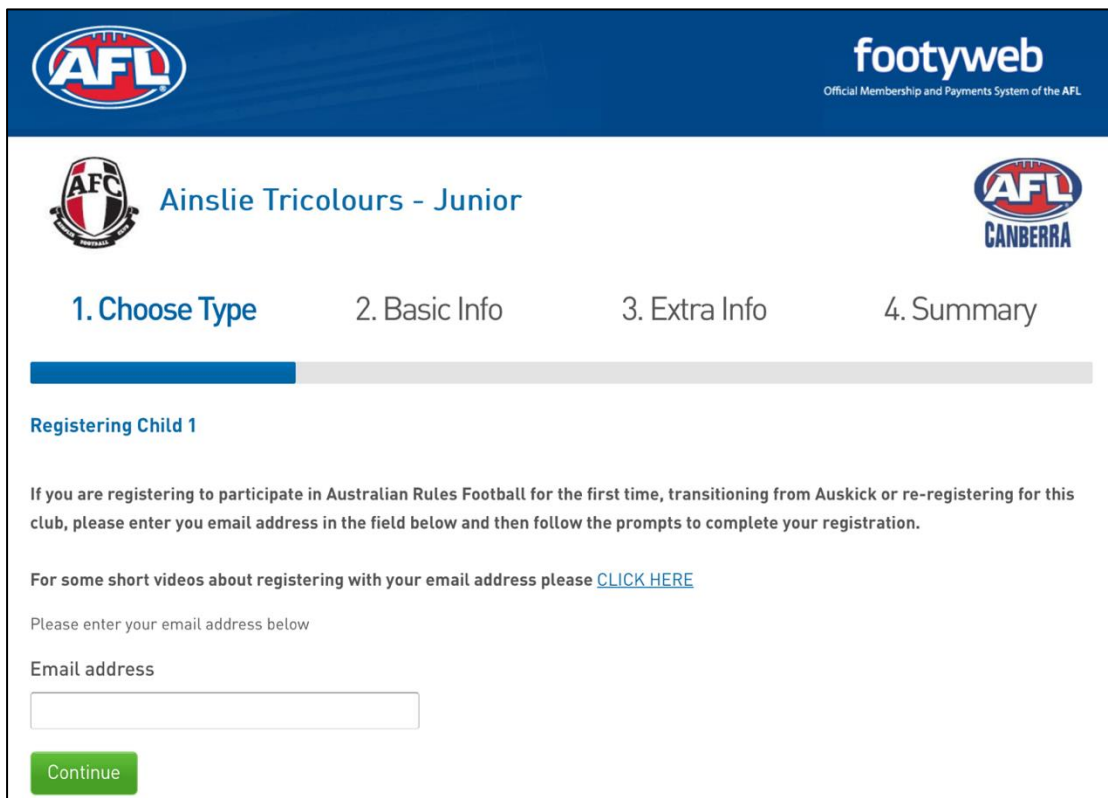
<https://membership.sportstg.com/regofrm.cgi?alD=4117&pKey=25e0f82ef66194f80a7ccbf630b27cc7&clD=1373&formID=36056>



The screenshot shows the 'footyweb' registration interface. At the top, there's a blue header with the AFL logo on the left and 'footyweb' with the tagline 'Official Membership and Payments System of the AFL' on the right. Below the header, the club name 'Ainslie Tricolours - Junior' is displayed next to its crest. On the right, the 'AFL CANBERRA' logo is visible. The main content area asks 'How many people are you registering?' and includes a 'Children' dropdown menu currently set to '1'. A green 'Continue' button is positioned below the dropdown. At the bottom, a dark footer contains copyright information for SportsTG Pty Ltd. and a 'Powered by footyweb' logo.


Select the number of players to register. You can register new and existing players at the same time.

This will take you to the screen below.




This screenshot shows the progress screen of the registration process. It features the same header and club information as the previous screen. A progress bar at the top indicates four steps: '1. Choose Type' (highlighted in blue), '2. Basic Info', '3. Extra Info', and '4. Summary'. Below the progress bar, the section is titled 'Registering Child 1'. A paragraph explains that users registering for the first time, transitioning from Auskick, or re-registering should enter their email address. A link labeled 'CLICK HERE' provides access to short videos about registering with an email address. Below this, a label 'Please enter your email address below' is followed by an 'Email address' label and an empty text input field. A green 'Continue' button is located at the bottom left.


Please enter your email address – note this will be our primary contact with you initially. And then select the password attached to your account – there is a Forgot Password prompt if required.



footyweb
Official Membership and Payments System of the AFL



Ainslie Tricolours - Junior



1. Choose Type2. Basic Info3. Extra Info4. Summary

Registering Child 1

Please enter your password below.

Email address
juniorpresident@ainsliefootball.com.au


Password

[Forgot Password?](#)


Continue

You will see the names of previously registered players on the screen. Note: if names are missing they will likely be linked to another email address.

SPORTS TECHNOLOGY GROUP PTY LTD



Ainslie Tricolours - Junior



1. Choose Type2. Basic Info3. Extra Info4. Summary

If you are registering to participate in Australian Rules Football for the first time, transitioning from Auskick or re-registering for this club, please enter you email address in the field below and then follow the prompts to complete your registration.

For some short videos about registering with your email address please [CLICK HERE](#)

CURRENT MEMBERS

Use this option if you are re-registering to the same club you played for last season or if you have transferred to this club this season

John Smith
FootyWeb Number: 12345678

Bill Smith
FootyWeb Number: 22223688

NEW MEMBERS

Only choose this registration option if you are new to Australian Football or transitioning from Auskick to Junior Football. If you have played for another Club previously, please contact this Club you are trying to register to and seek an Online Transfer.

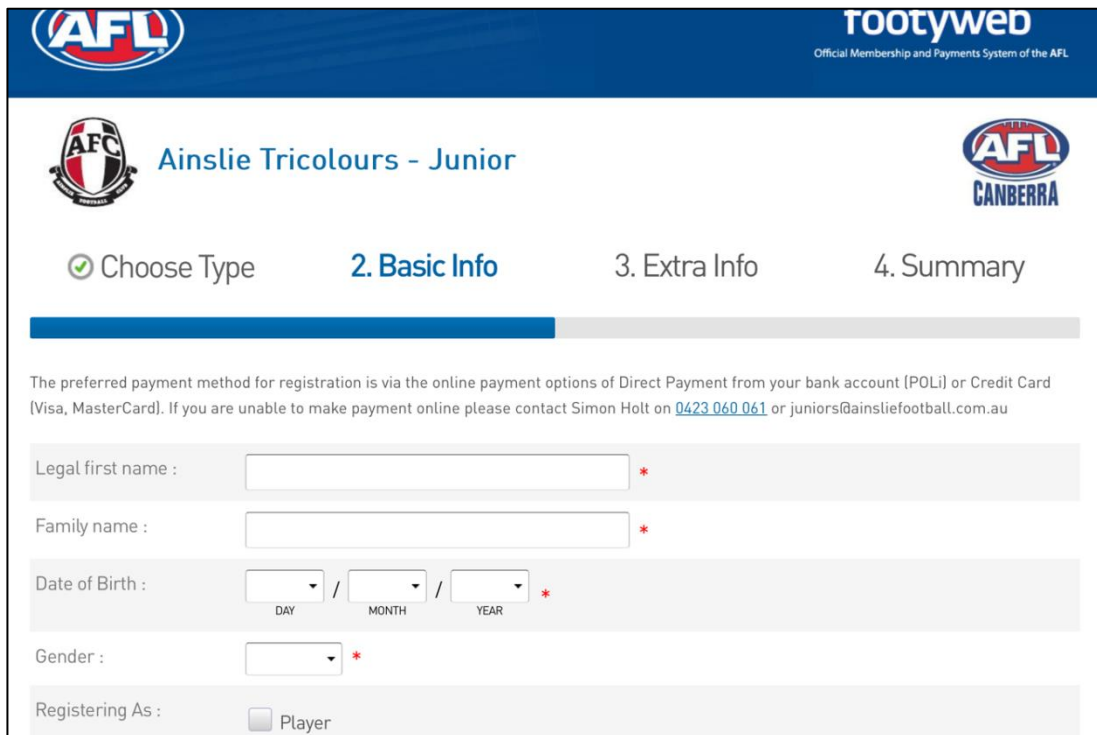
Please ensure you register using your Legal First Name (no abbreviations), Family Name & Date of Birth as per your Birth Certificate/Drivers License. Entering false or misleading information is in breach of League rules and sanctions will apply.

New Member

Registering Multiple Players

You are now ready to register child #1; the screen will look like the one below. Please remember:

- to register your child as a “Player” every time you enter this page,
- ensure you select the “Item” that matches your registration (ie that it reflects the age group your player will play), and
- pay registration fees via credit card or direct payment from your bank account.



AFL **Tootyweb**
Official Membership and Payments System of the AFL

AFC **Ainslie Tricolours - Junior** **AFL**
CANBERRA

✓ Choose Type **2. Basic Info** 3. Extra Info 4. Summary

The preferred payment method for registration is via the online payment options of Direct Payment from your bank account (POLi) or Credit Card (Visa, MasterCard). If you are unable to make payment online please contact Simon Holt on [0423 060 061](tel:0423060061) or juniors@ainsliefootball.com.au

Legal first name : *

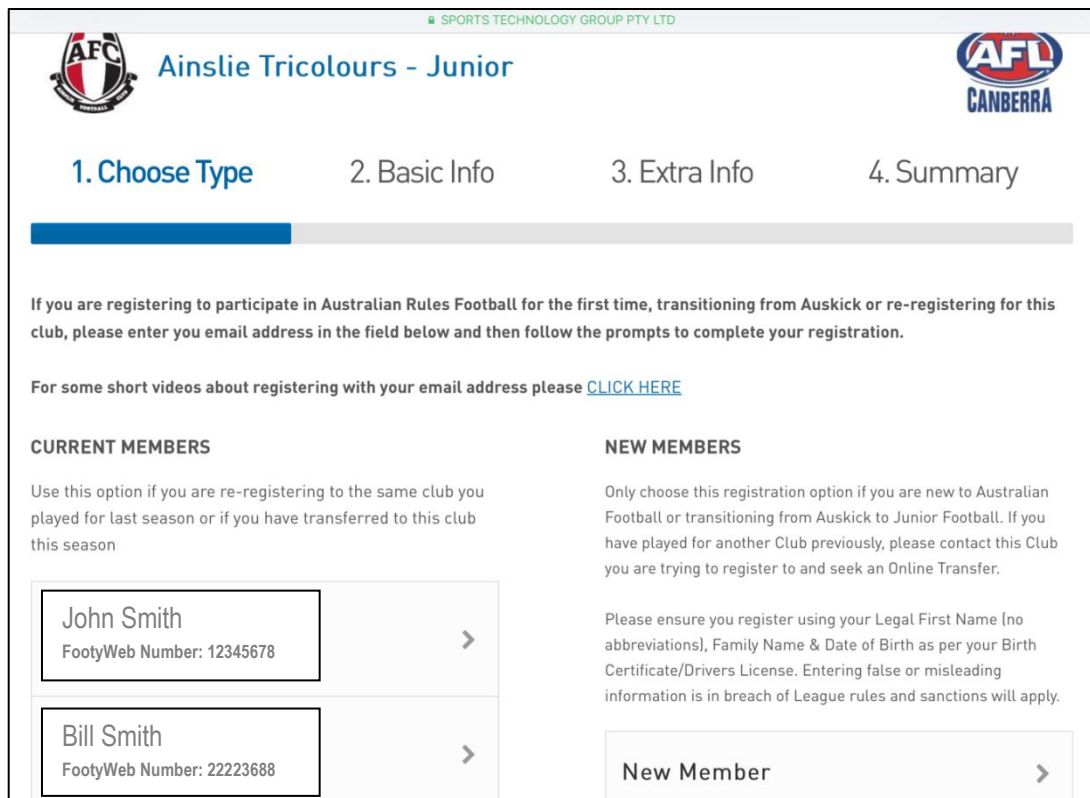
Family name : *

Date of Birth : / / *
DAY MONTH YEAR

Gender : *

Registering As : ☐ Player

Note: if you have selected to register more than 1 player the system will take you back to this screen to select the additional players prior to payment screen.



AFC **Ainslie Tricolours - Junior** **AFL**
CANBERRA

SPORTS TECHNOLOGY GROUP PTY LTD

1. Choose Type 2. Basic Info 3. Extra Info 4. Summary

If you are registering to participate in Australian Rules Football for the first time, transitioning from Auskick or re-registering for this club, please enter you email address in the field below and then follow the prompts to complete your registration.

For some short videos about registering with your email address please [CLICK HERE](#)

CURRENT MEMBERS

Use this option if you are re-registering to the same club you played for last season or if you have transferred to this club this season

John Smith
FootyWeb Number: 12345678 >

Bill Smith
FootyWeb Number: 2223688 >

NEW MEMBERS

Only choose this registration option if you are new to Australian Football or transitioning from Auskick to Junior Football. If you have played for another Club previously, please contact this Club you are trying to register to and seek an Online Transfer.

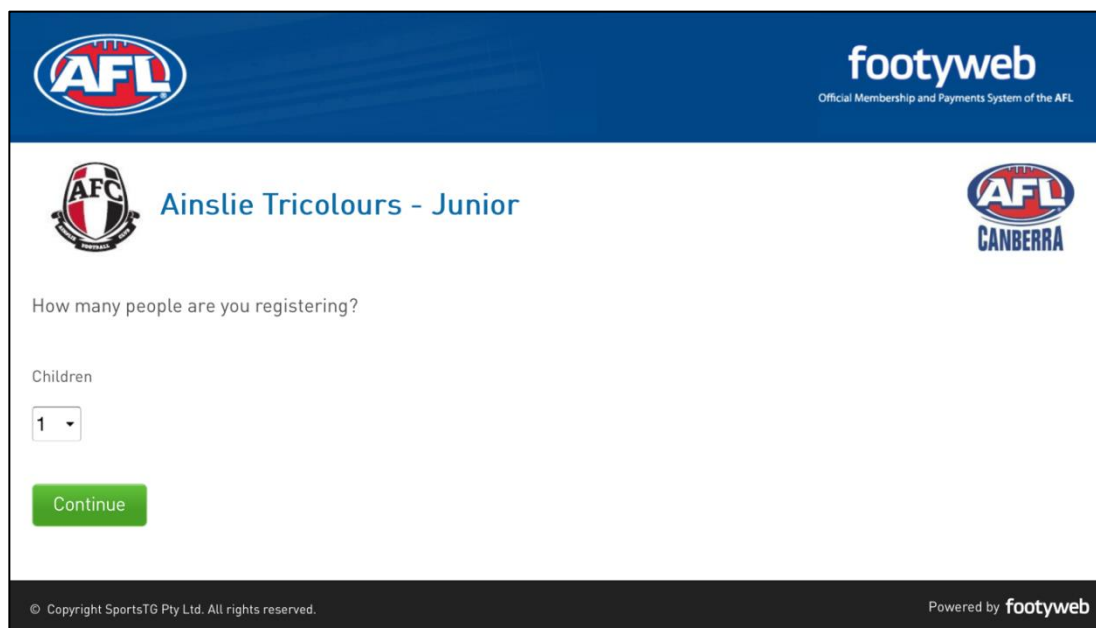
Please ensure you register using your Legal First Name (no abbreviations), Family Name & Date of Birth as per your Birth Certificate/Drivers License. Entering false or misleading information is in breach of League rules and sanctions will apply.

New Member >

(3) Forgotten Passwords

a) Click on the link below to select the registration process.

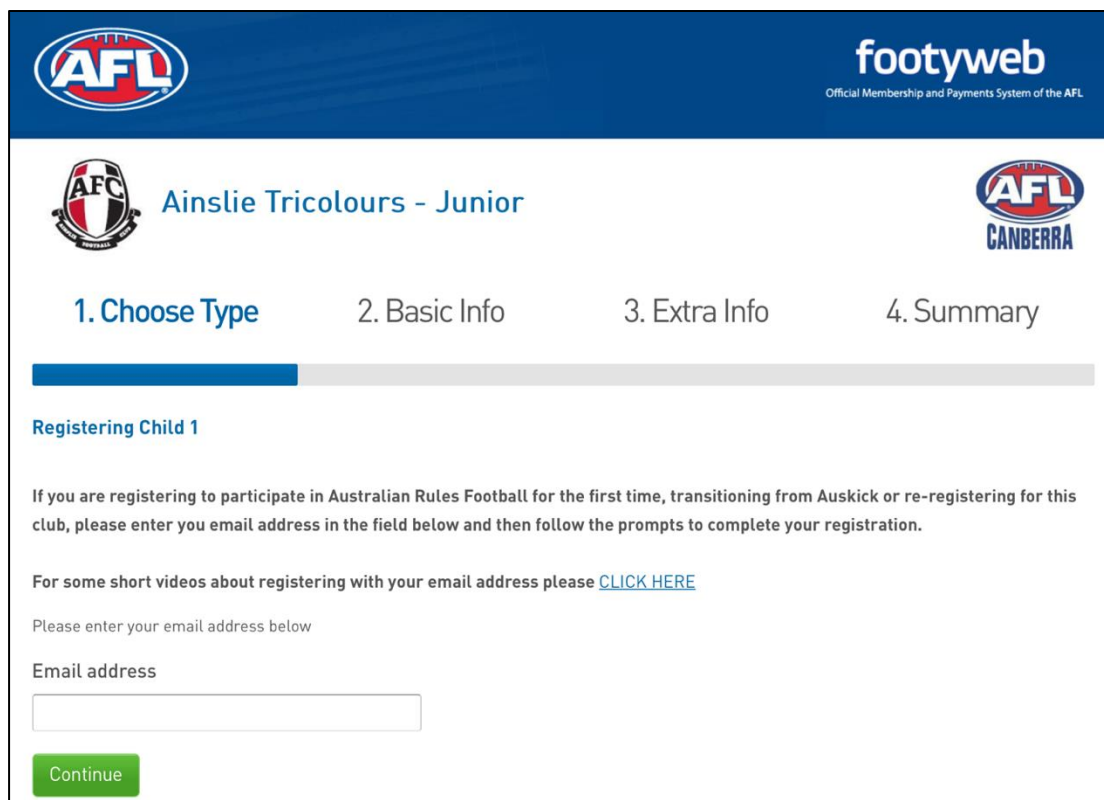
<https://membership.sportstg.com/regofrm.cgi?alD=4117&pKey=25e0f82ef66194f80a7ccbf630b27cc7&clD=1373&formID=36056>



The screenshot shows the registration page for Ainslie Tricolours - Junior on the footyweb platform. The page has a blue header with the AFL logo and the text "footyweb Official Membership and Payments System of the AFL". Below the header, the club's logo and name "Ainslie Tricolours - Junior" are displayed. The main content area asks "How many people are you registering?" and includes a dropdown menu for "Children" with the value "1" selected. A green "Continue" button is at the bottom. The footer contains copyright information for SportsTG Pty Ltd and a note that the page is powered by footyweb.

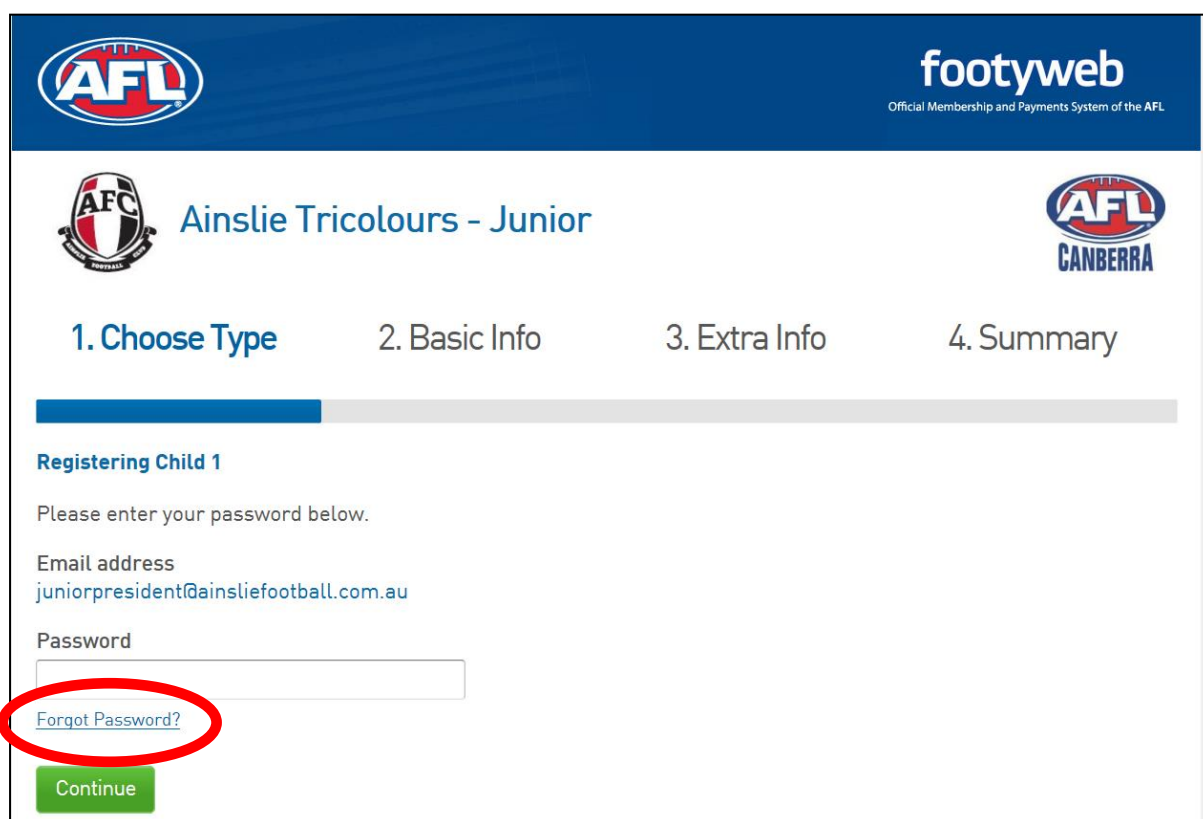
Select the number of players to register. You can register new and existing players at the same time.


Please enter the email address you used to register last season.





The screenshot shows the registration page for Ainslie Tricolours - Junior on the footyweb platform, specifically the "1. Choose Type" step. The page has a blue header with the AFL logo and the text "footyweb Official Membership and Payments System of the AFL". Below the header, the club's logo and name "Ainslie Tricolours - Junior" are displayed. The main content area shows a progress bar with four steps: "1. Choose Type", "2. Basic Info", "3. Extra Info", and "4. Summary". The first step is highlighted. Below the progress bar, the text "Registering Child 1" is displayed. A paragraph explains that if registering for the first time, transitioning from Auskick, or re-registering, the user should enter their email address. A link "CLICK HERE" is provided for more information. A text input field for "Email address" is shown, followed by a green "Continue" button.

If you are unable to remember the password linked to your account – there is a Forgot Password prompt.



 **footyweb**
Official Membership and Payments System of the AFL

 **Ainslie Tricolours - Junior** 

1. Choose Type 2. Basic Info 3. Extra Info 4. Summary

Registering Child 1

Please enter your password below.

Email address
juniorpresident@ainsliefootball.com.au

Password

[Forgot Password?](#)

If you still require assistance, please do not hesitate to contact

- Sue-Anne McKeough on 0431 937 438; juniorpresident@ainsliefootball.com.au
- Simon Holt on 0423 060 061; simon.holt@ainsliefootball.com.au.

Kind regards,

Sue-Anne McKeough
Junior President
Ainslie Football Club